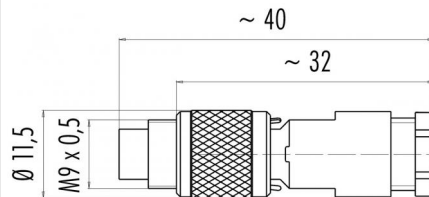


| | |
|---------------------|--|
| Product description | M9 IP67 cable connector, Contacts: 5, 3.5 - 5.0 mm, shielding is not possible, solder, IP67 |
| Area | M9 IP67 series 712 |
| Order number | 99 0413 00 05 |

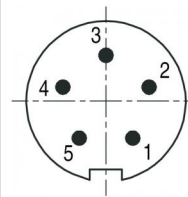
Illustration



Scale drawing



Contact arrangement (Plug-in side)



| | X | Y |
|---|-------|-------|
| 1 | 1,00 | -1,37 |
| 2 | 1,61 | 0,52 |
| 3 | 0,00 | 1,70 |
| 4 | -1,61 | 0,52 |
| 5 | -1,00 | -1,37 |

You can find the component part drawing on the next page.

Technical data

General values

| | |
|--------------------------|---------------------------|
| Connector design | cable connector |
| Connector locking system | screw |
| Termination | solder |
| Wire gauge (mm) | max. 0.25 mm ² |
| Wire gauge (AWG) | max. 24 |
| Cable outlet | 3.5 - 5.0 mm |
| Upper limit temperature | 85 °C |
| Lower limit temperature | - 40 °C |
| Customs tariff number | 85369010 |
| Packaging Unit | 100 |

Electrical values

| | |
|---------------------------|---------------------------|
| Rated current (40 °C) | 3 A |
| Rated voltage | 125 V |
| Rated impulse voltage | 1500 V |
| Pollution degree | 1 |
| Overvoltage category | II |
| Insulating material group | III |
| Insulation resistance | ≥ 10 ¹⁰ Ω |
| EMC compliance | shielding is not possible |
| Degree of protection | IP67 |
| Mechanical operation | > 500 Mating cycles |

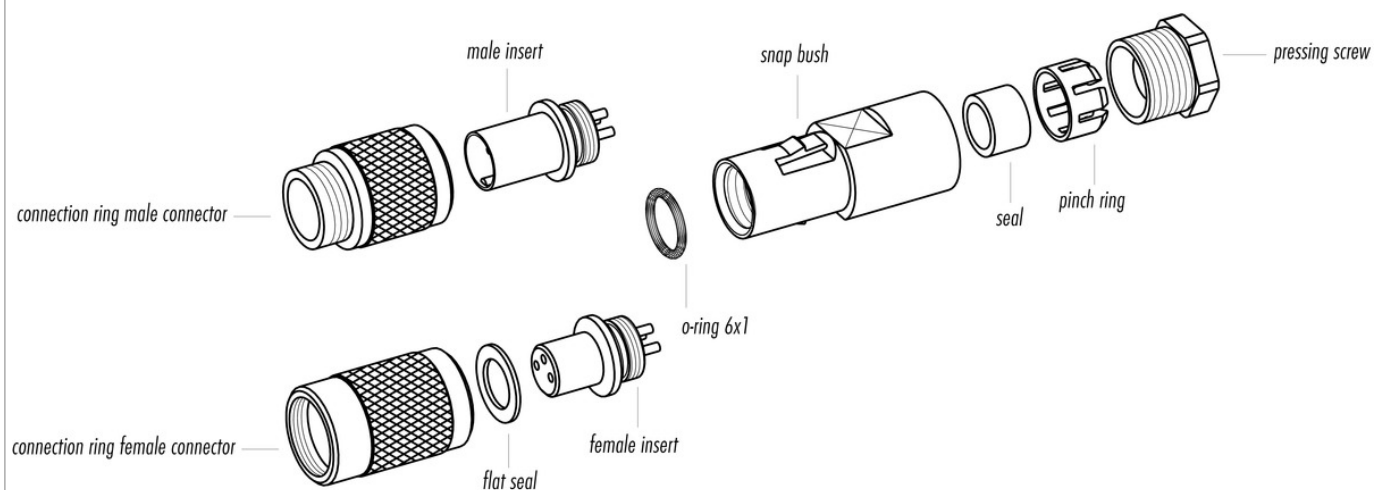
Material

| | |
|-----------------------|-------------------------------|
| Contact material | CuZn (brass) |
| Contact plating | Au (gold) |
| Contact body material | PBT (UL94 V-0) |
| Housing material | PA/CuZn (Nickel-plated brass) |
| Locking material | CuZn (Brass nickel plated) |
| REACH SVHC | CAS 7439-92-1 (Lead) |

Product description **M9 IP67 cable connector, Contacts: 5, 3.5 - 5.0 mm, shielding is not possible, solder, IP67**

Area **M9 IP67 series 712**
Order number **99 0413 00 05**

Component part drawing



| | |
|---------------------|--|
| Product description | M9 IP67 cable connector, Contacts: 5, 3.5 - 5.0 mm, shielding is not possible, solder, IP67 |
| Area | M9 IP67 series 712 |
| Order number | 99 0413 00 05 |

Security notices

The connector must not be connected or separated under load. Non-observance and incorrect use can result in personal injury.

The connectors are designed for use in plant, control system and electrical equipment. The end user is responsible for checking whether the connectors are suitable for use in other applications.

Connectors used in electrical circuits containing hazardous life parts must only be assembled and used by or under the supervision of persons with the requisite electrotechnical training, taking the applicable regulations and standards into account.

Connectors with degree of protection IP 67 and IP 68 are not suitable for use under water. When used outdoors, the connectors must be separately protected against corrosion. For further information about IP degrees of protection refer to 'Technical support' in the Download Centre.

To lock the cable connector to the equipment connector, the threaded ring is tightened until it is 'finger-tight' (approx. 50 cNm).